


# TDJ-900ACY10

## Yagi Antenna

### Technical Sheet



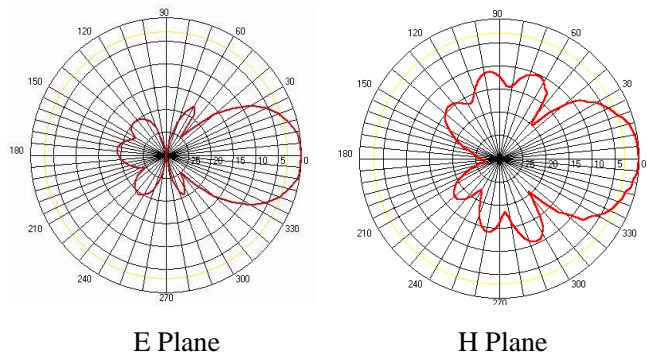
#### Applications

- 800MHz/ 900MHz Band
- GSM900/IS95 Mobile Communication System
- Repeater Station Antenna
- Long-distance Terminal Antenna

#### Features

- Broad Band, High Gain, Low VSWR
- High Quality Aluminum Alloy Material
- N-Female Connector with Pigtail or Customized
- Vertical or Horizontal Polarization Fixing

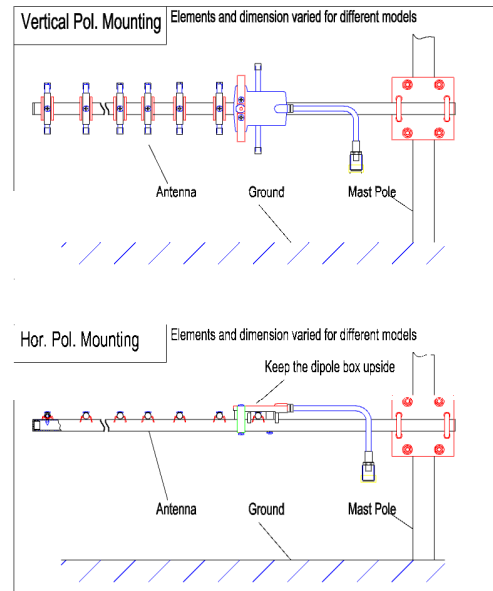
#### Reference Pattern



#### Specifications

Model	TDJ-900ACY10
Freq. Range-MHz	806-960
Bandwidth-MHz	154
Gain-dBi	11.6
Ver.Beamwidth-°	32
Hor.Beamwidth-°	40
F/B Ratio-dB	≥18
VSWR	≤1.5
Impedance-Ω	50
Polarization	Vertical or Horizontal
Max.Power-W	100
Connector	N Female or Customization
Elements	10
Length-cm	63.5
Weight-Kg	0.9
Pole Diameter-mm	φ40-50

#### Installation Sketch



1. Select a needed polarization mode according to the sketch. Fix the antenna on the mounting mast.
2. Maximize the signal by adjusting the antenna azimuth, then fasten all the screws and waterproof the connector.

