




**KENBOTONG COMMUNICATION LTD.**

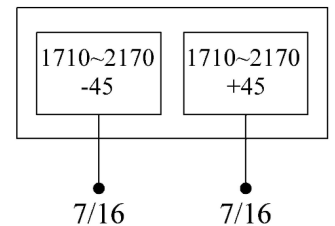
<b>Multi-band Panel</b>	<b>1710~2170</b>
<b>Dual Polarization</b>	<b>X</b>
<b>Half-power Beam Width</b>	<b>90°</b>
<b>Fixed Electrical Downtilt</b>	<b>3°</b>

**XPol 1710~2170MHz 90° 16dBi 3° Tilt**

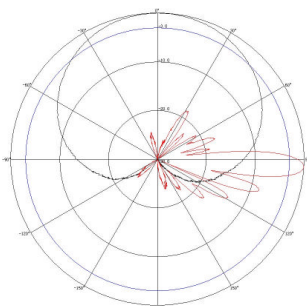
<b>Electrical specifications</b>	<b>KBT90DP16-1820AT3</b>		
Frequency range (MHz)	1710~1880	1850~1990	1920~2170
Polarization	±45°		
Gain (dBi)	2×15.5	2×15.5	2×16
Electrical Downtilt (°)	3		
Half-power beam width (°)	Horizontal:90 Vertical:8.5	Horizontal:88 Vertical:7.5	Horizontal:85 Vertical:7
Sidelobe suppression for first sidelobe above main beam (dB)	≥15		
Front-to-back ratio (dB)	≥25		
Cross-polar discrimination (dB)	≥15(±60°≥10)		
Isolation (dB)	≥30		
Impedance (Ω)	50		
VSWR	≤1.4		
Intermodulation IM3 (2×43dBm carrier)	≤-150dBc		
Maximum power (W)	200		
Lighting protection	DC Ground		



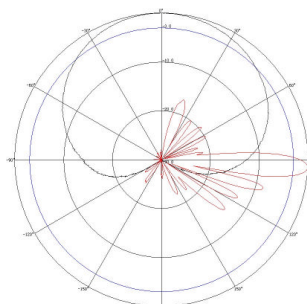
<b>Mechanical specifications</b>	
Connector	2×7/16DIN Female
Connector position	Bottom
Height/width/depth (mm)	1080×160×80
Packing size (mm)	1190×210×150
Weight (kg)	7
Radome material	UPVC
Radome color	Gray
Mechanical tilt (°)	0~15
Operating temperature (°C)	-40~60
Rated wind velocity (m/s)	60
Suitable pole diameter (mm)	50~115
Mounting kit	JM-1800BZ



**1710~1880MHz: ±45° Pol.**



**1850~1990MHz: ±45° Pol.**



**1920~2170MHz: ±45° Pol.**

