


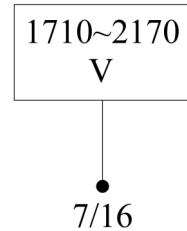


**VPol 1710~2170MHz 65° 12dBi 0° Tilt**

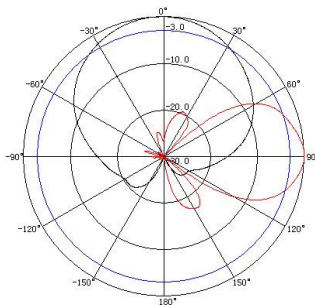
<b>Electrical specifications</b>	<b>KBT65VP12-1820AT0</b>		
Frequency range (MHz)	1710~1880	1850~1990	1920~2170
Polarization	Vertical		
Gain (dBi)	11.5	11.5	12
Electrical Downtilt (°)	0		
Half-power beam width (°)	Horizontal:68 Vertical:33	Horizontal:65 Vertical:31	Horizontal:62 Vertical:30
Sidelobe suppression for first sidelobe above main beam (dB)	N/A		
Front-to-back ratio (dB)	≥25		
Impedance (Ω)	50		
VSWR	≤1.4		
Intermodulation IM3 (2×43dBm carrier)	≤-150dBc		
Maximum power (W)	200		
Lighting protection	DC Ground		



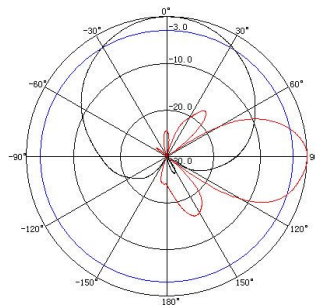
<b>Mechanical specifications</b>	
Connector	7/16DIN Female
Connector position	Bottom
Height/width/depth (mm)	320×160×80
Packing size (mm)	410×210×160
Weight (kg)	2.2
Radome material	UPVC
Radome color	Gray
Mechanical tilt (°)	0~15
Operating temperature (°C)	-40~60
Rated wind velocity (m/s)	60
Suitable pole diameter (mm)	50~85
Mounting kit	JM-VB1



**1710~1880MHz: VPol.**



**1850~1990MHz: VPol.**



**1920~2170MHz: VPol.**

