




KENBOTONG COMMUNICATION LTD.

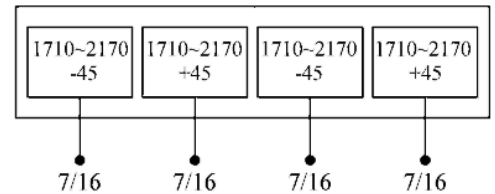
2X Multi-band Panel	1710~2170	1710~2170
Dual Polarization	X	X
Half-power Beam Width	65°	65°
Variable Electrical Downtilt	0°-10°	0°-10°

XXPol 1710~2170MHz 65° 17.5dBi 0° -10° Tilt

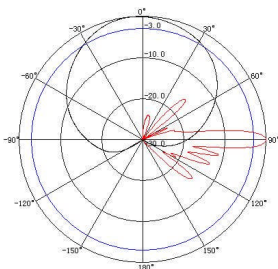
Electrical specifications	KBT65DP1818-1820AE		
Frequency range (MHz)	1710~1880	1850~1990	1920~2170
Polarization	±45°		
Gain (dBi)	4×17	4×17.3	4×17.5
Electrical Downtilt (°)	0		
Half-power beam width (°)	Horizontal:66 Vertical:7.5	Horizontal:63 Vertical:7	Horizontal:61 Vertical:6.5
Sidelobe suppression for first sidelobe above main beam (dB)	0°...5°...10° 16...16...15		
Front-to-back ratio (dB)	≥25		
Cross-polar discrimination (dB)	≥15(±60°≥10)		
Isolation (dB)	≥30		
Impedance (Ω)	50		
VSWR	≤1.5		
Intermodulation IM3 (2×43dBm carrier)	≤-150dBc		
Maximum power (W)	300		
Lighting protection	DC Ground		



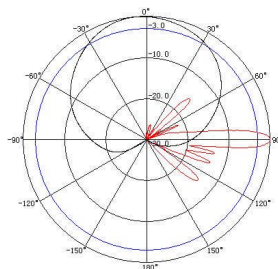
Mechanical specifications	
Connector	4×7/16DIN Female
Connector position	Bottom
Height/width/depth (mm)	1320×320×80
Packing size (mm)	1600×420×230
Weight (kg)	16.5
Radome material	UPVC
Radome color	Gray
Mechanical tilt (°)	0~15
Operating temperature (°C)	-40~60
Rated wind velocity (m/s)	60
Suitable pole diameter (mm)	50~115
Mounting kit	JM-900BZ
Electrical downtilt adjustment	Manual or by optional RCU



1710~1880MHz: ±45° Pol.



1850~1990MHz: ±45° Pol.



1920~2170MHz: ±45° Pol.

