




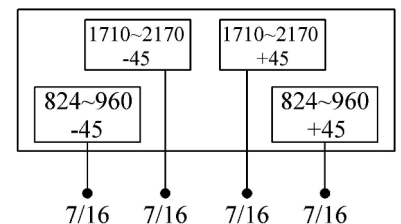
Multi-band Panel	824~960	1710~2170
Dual Polarization	X	X
Half-power Beam Width	65°	65°
Fixed Electrical Downtilt	0°	0°

XXPol 824~960/1710~2170MHz 65° 17/18dBi 0° /0° Tilt

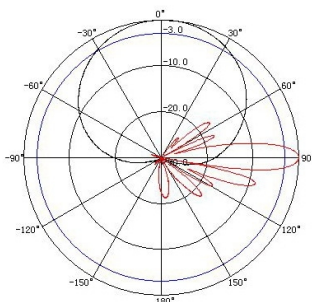
Electrical specifications	KBT65DP1718-0820AT0				
Frequency range (MHz)	824~896	870~960	1710~1880	1850~1990	1920~2170
Polarization	±45°				
Gain (dBi)	2×16.5	2×17	2×17.5	2×17.5	2×18
Electrical Downtilt (°)	0		0		
Half-power beam width (°)	Hor.:68 Ver.:9	Hor.:65 Ver.:8.5	Hor.:68 Ver.:6.5	Hor.:65 Ver.:6	Hor.:61 Ver.:5.5
Sidelobe suppression for first sidelobe above main beam (dB)	≥16		≥15		
Front-to-back ratio (dB)	≥25		≥30		
Cross-polar discrimination (dB)	≥15(±60°≥10)		≥15(±60°≥10)		
Isolation (dB)	≥30		≥28		
Impedance (Ω)	50				
VSWR	≤1.4		≤1.5		
Intermodulation IM3 (2×43dBm carrier)	≤-150dBc				
Maximum power (W)	400		200		
Lighting protection	DC Ground				



Mechanical specifications	
Connector	4×7/16DIN Female
Connector position	Bottom
Height/width/depth (mm)	1980×270×137
Packing size (mm)	2320×330×220
Weight (kg)	19
Radome material	UPVC
Radome color	Gray
Mechanical tilt (°)	0~12
Operating temperature (°C)	-40~60
Rated wind velocity (m/s)	60
Suitable pole diameter (mm)	50~115
Mounting kit	JM-900BZ



824~960MHz: ±45° Pol.



1710~2170MHz: ±45° Pol.

