



KENBOTONG COMMUNICATION LTD.

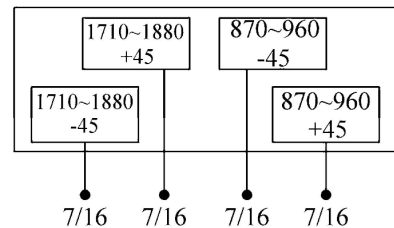
Dual-band Panel	870~960	1710~1880
Dual Polarization	X	X
Half-power Beam Width	65°	65°
Variable Electrical Downtilt	0°-10°	0°-10°

XXPo1 870~960/1710~1880MHz 65° 16/18dBi 0° -10° /0° -10° Tilt

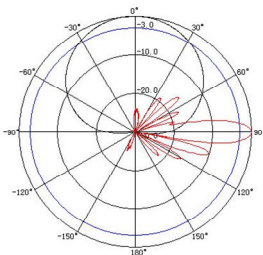
Electrical specifications	KBT65DP1618-0918AE	
Frequency range (MHz)	870~960	1710~1880
Polarization	±45°	
Gain (dBi)	2×16	2×18
Electrical Downtilt (°)	0~10	0~10
Half-power beam width (°)	Horizontal:65 Vertical:9	Horizontal:65 Vertical:6
Sidelobe suppression for first sidelobe above main beam (dB)	0°...5°...10° 16...16...14	0°...5°...10° 16...16...15
Front-to-back ratio (dB)	≥25	≥25
Cross-polar discrimination (dB)	≥15(±60°≥10)	≥15(±60°≥10)
Isolation (dB)	≥30	≥30
Impedance (Ω)	50	
VSWR	≤1.5	≤1.5
Intermodulation IM3 (2×43dBm carrier)	≤-150dBc	
Maximum power (W)	400	200
Lighting protection	DC Ground	



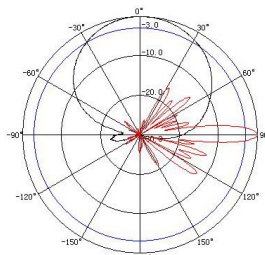
Mechanical specifications	
Connector	4×7/16DIN Female
Connector position	Bottom
Height/width/depth (mm)	1980×270×137
Packing size (mm)	2220×360×230
Weight (kg)	23
Radome material	UPVC
Radome color	Gray
Mechanical tilt (°)	0~10
Operating temperature (°C)	-40~60
Rated wind velocity (m/s)	60
Suitable pole diameter (mm)	50~115
Mounting kit	JM-900BZ
Electrical downtilt adjustment	Manual or by optional RCU



870~960MHz: ±45° Pol.



1710~1880MHz: ±45° Pol.



5.39.6.3214

Kenbotong reserves the right to change specifications without prior notice.

Addr: No.2 Chanxiu Road, Foshan City, Guangdong, China. Code:528061
 Tel:+86-757-82219788, 82126632 Fax:+86-757-82212072
 Email: kbt@kenbotong.com Web:http://www.kenbotong.com