




KENBOTONG COMMUNICATION LTD.

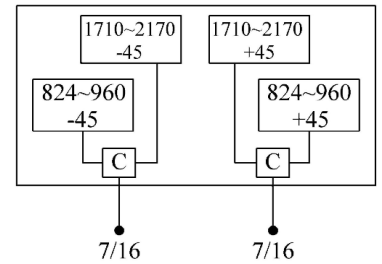
Multi-band Panel	824~960	1710~2170
Dual Polarization	X	X
Half-power Beam Width	65°	65°
Fixed Electrical Downtilt	0°	0°

XXPol 824~960/1710~2170MHz IC 65° 15/16.5dBi 0° /0° Tilt

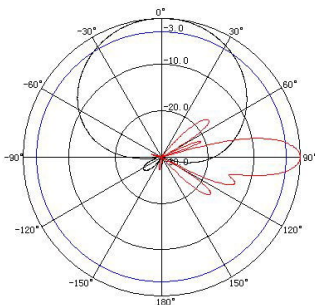
Electrical specifications	KBT65DP1517-0820AT0-C				
Frequency range (MHz)	824~896	870~960	1710~1880	1850~1990	1920~2170
Polarization	±45°				
Gain (dBi)	2×14.5	2×15	2×16	2×16	2×16.5
Electrical Downtilt (°)	0		0		
Half-power beam width (°)	Hor.:68 Ver.:14	Hor.:65 Ver.:13	Hor.:68 Ver.:7	Hor.:65 Ver.:6	Hor.:61 Ver.:5.5
Sidelobe suppression for first sidelobe above main beam (dB)	≥16		≥15		
Front-to-back ratio (dB)	≥25		≥30		
Cross-polar discrimination (dB)	≥15(±60°≥10)		≥15(±60°≥10)		
Isolation (dB)	≥30		≥28		
Impedance (Ω)	50				
VSWR	≤1.4		≤1.5		
Intermodulation IM3 (2×43dBm carrier)	≤-150dBc				
Maximum power (W)	400		200		
Lighting protection	DC Ground				



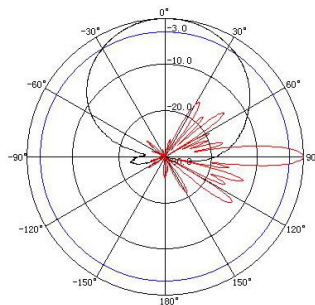
Mechanical specifications	
Connector	2×7/16DIN Female
Connector position	Bottom
Height/width/depth (mm)	1600×270×137
Packing size (mm)	1870×330×220
Weight (kg)	17
Radome material	UPVC
Radome color	Gray
Mechanical tilt (°)	0~15
Operating temperature (°C)	-40~60
Rated wind velocity (m/s)	60
Suitable pole diameter (mm)	50~115
Mounting kit	JM-900BZ



824~960MHz: ±45° Pol.



1710~2170MHz: ±45° Pol.



5.39.6.2748

Kenbotong reserves the right to change specifications without prior notice.

Addr: No.33, Taihua Road. Foshan , Guangdong, China. 528000

Tel:+86-757-82219788, 82126632 Fax:+86-757-82212072

Email: kbt@kenbotong.com Web:<http://www.kenbotong.com>