

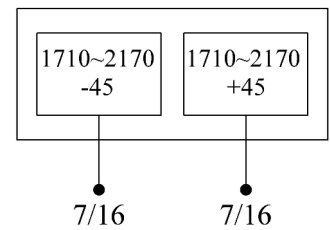


Multi-band Panel	1710~2170
Dual Polarization	X
Half-power Beam Width	33°
Fixed Electrical Downtilt	0°

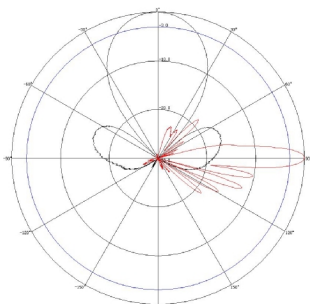
XPol 1710~2170MHz 33° 21dBi 0° Tilt

Electrical specifications	KBT30DP21-1820AT0		
Frequency range (MHz)	1710~1880	1850~1990	1920~2170
Polarization	±45°		
Gain (dBi)	2×20.5	2×20.5	2×21
Electrical Downtilt (°)	0		
Half-power beam width (°)	Horizontal:35 Vertical:7	Horizontal:34 Vertical:6.5	Horizontal:32 Vertical:6
Sidelobe suppression for first sidelobe above main beam (dB)	≥15		
Front-to-back ratio (dB)	≥25		
Cross-polar discrimination (dB)	≥15(±30°≥10)		
Isolation (dB)	≥30		
Impedance (Ω)	50		
VSWR	≤1.4		
Intermodulation IM3 (2×43dBm carrier)	≤-150dBc		
Maximum power (W)	200		
Lighting protection	DC Ground		

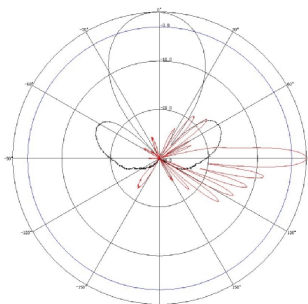
Mechanical specifications	
Connector	2×7/16DIN Female
Connector position	Bottom
Height/width/depth (mm)	1320×280×85
Packing size (mm)	1580×340×170
Weight (kg)	13
Radome material	UPVC
Radome color	Gray
Mechanical tilt (°)	0~15
Operating temperature (°C)	-40~60
Rated wind velocity (m/s)	60
Suitable pole diameter (mm)	50~115
Mounting kit	JM-900BZ



1710~1880MHz: ±45° Pol.



1850~1990MHz: ±45° Pol.



1920~2170MHz: ±45° Pol.

