




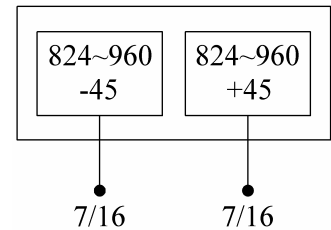
Dual-band Panel	824~960
Dual Polarization	X
Half-power Beam Width	33°
Fixed Electrical Downtilt	0°

XPo1 824~960MHz 33° 18dBi 0° Tilt

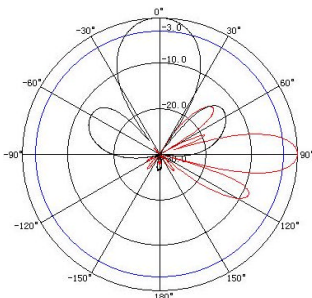
Electrical specifications	KBT30DP18-0809AT0	
Frequency range (MHz)	824~896	870~960
Polarization	±45°	
Gain (dBi)	2×17.5	2×18
Electrical Downtilt (°)	0	
Half-power beam width (°)	Horizontal:32 Vertical:14	Horizontal:30 Vertical:13
Sidelobe suppression for first sidelobe above main beam (dB)	≥15	
Front-to-back ratio (dB)	≥27	
Cross-polar discrimination (dB)	≥15(±60°≥10)	
Isolation (dB)	≥30	
Impedance (Ω)	50	
VSWR	≤1.4	
Intermodulation IM3 (2×43dBm carrier)	≤-150dBc	
Maximum power (W)	500	
Lighting protection	DC Ground	



Mechanical specifications	
Connector	2×7/16DIN Female
Connector position	Bottom
Height/width/depth (mm)	1270×570×85
Packing size (mm)	1520×620×160
Weight (kg)	25
Radome material	UPVC
Radome color	Gray
Mechanical tilt (°)	0~15
Operating temperature (°C)	-40~60
Rated wind velocity (m/s)	60
Suitable pole diameter (mm)	50~115
Mounting kit	JM-900BZ2



824~896MHz: ±45° Polarization



870~960MHz: ±45° Polarization

